

Login to NBQP website and select Membership from home page:

Home Register About QCI Workshop & Events Contact Us

QCI

“ Missions of QCI is to make Nationwide Quality a Reality. To achieve this mission, QCI needs to play an integrating role such that institution exist to propagate quality in all dimension and apply it to all sectors. QCI has been restructured to have active representation & participation from all sectors specific associations and bodies of quality professionals, beside the existing membership of Government, apex industry federation & consumer organizations. National Board for Quality Promotion (NBQP) has been entrusted with the task of taking this forward and co-ordinating with all stake holders to promote quality in their respective areas of influence. ”

QCI

Membership
Consultant
Auditor
Courses

Quality Council of India
FOUNDATION DAY
Regency, New Delhi
Quality, 2017

Step 1: Register as a Membership.

Home About Scheme Code of Ethics Download Forms List of Member Workshop/Events Contact Us Register Login

Register

QCI is operating a "Professional Membership Scheme", providing a platform to all those who have a passion to become a part of the National Quality Movement and support its cause. The scheme is open for all professionals - Pan India. There is also a separate category for organisations to join the scheme.

Membership Type

Presently three broad categories of membership are being operated; namely, individual (Student, International) Institutional and organisation/corporate membership. There are different categories of membership and its own criteria for registration. The details are given. Please click on the following url for registration <http://nbqp.qci.org.in/membership/about-scheme>

Step 2: Enter your basic Information for auditor registration:

- **Name:**
- **Email ID:**
- **Mobile No:**
- **Membership Type**
 - Individual | Corporate | Hospital | Educational | NGO
- **Category**
- **User Type _> New User or Existing user**

The screenshot shows a web form titled "Membership Registration" with a close button (X) in the top right corner. The form contains the following fields:

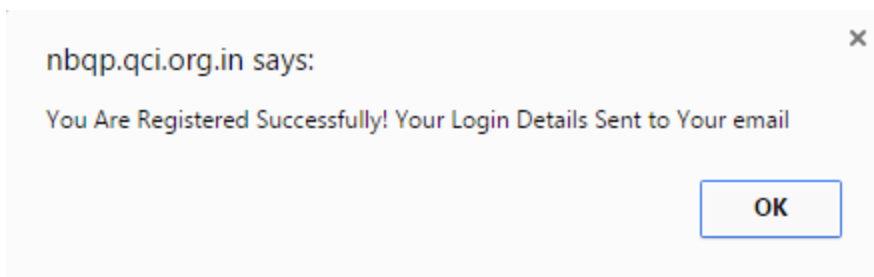
- Name * (User Name)
- Email * (Email)
- Mobile * (Mobile Number)
- Membership Type * (Individual Membership)
- Category * (Category)
- User Type * (--Select User Type--)

At the bottom right of the form, there are two buttons: "Register" (a blue button) and "Close" (a white button with a grey border).

Step 3: Once submitting the Membership registration information, Login details sent to email ID and on a Registered mobile number with the following information:

<Dear your name, you are registered successfully. Please note your Login Details below


Email- ID: - , Password:- Thanks and Regards NBQP>



Step 4:

Step 4: Login into your registered email ID for your login details and login into the portal with the same ID and password:

Home About Scheme Code of Ethics Download Forms List of Member Workshop/Events Contact Us Register Login



National Board for Quality Promotion
Networking for Quality

Login

Email

Password

Remember me

[Login](#) [Forgot password?](#)

© 2017 All Rights Reserved


[Don't have an account? Sign up.](#) [Terms & Conditions](#)

Membership Benefits


1. Members will be entitled to receive a copy of the quarterly "QUALITY INDIA" magazine. (For International member & student member, only e-copy's will be mailed.)
2. Members will be given special discount for Participating in the National Quality Conclave, Seminars / Programmes and periodic events organised by QCI. Please visit [http://www.qci.org.in](#) for programs.
3. Members will be given a Membership Card and Membership Certificate (In case of Corporate).
4. Members can quote their valid QCI Membership number in their Publicity Material (Use of QCI logo is not permitted).
5. Members will have Networking Opportunities with Quality professionals across all sectors.
6. Members can contribute Articles in Quality India Magazine. Only selected articles will be published.
7. Members can also place Ad's at discounted rates in the QI Magazines.

Step 5:

Once login, it redirects to the user dashboard where they can simply fill up the Membership form or also make the changes in the password if required.



Welcome **Sahil Gulati**
[View Members](#)



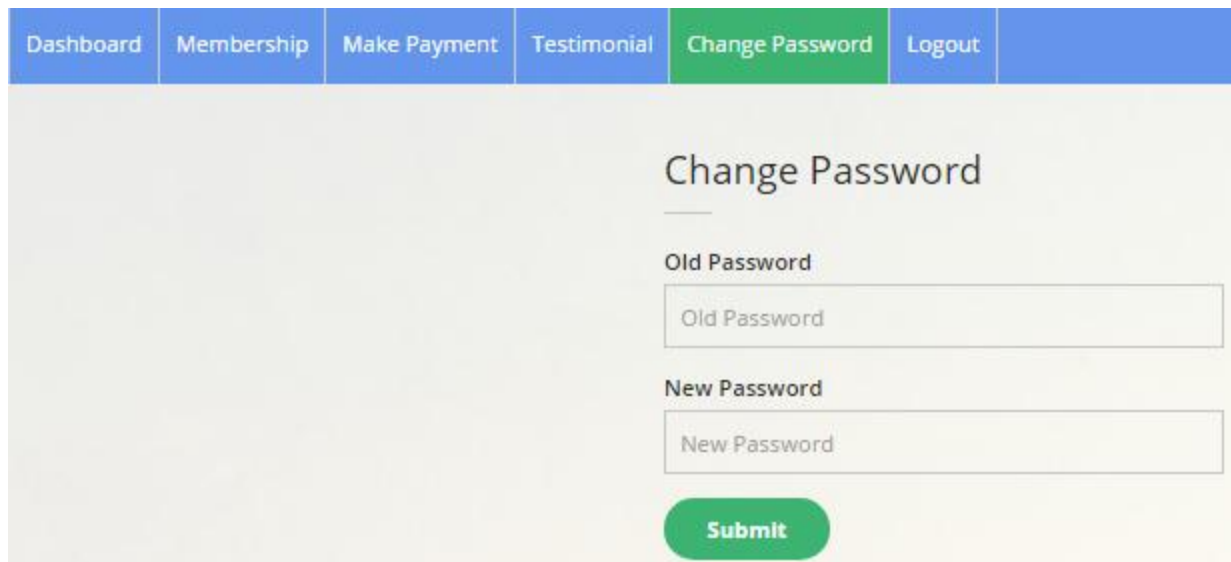
Dashboard **Membership** Make Payment Testimonial Change Password Logout

Individual Membership Form

<p>Name of Applicant*</p> <input type="text" value="sajkl"/>	<p>Designation*</p> <input type="text" value="bcdskja"/>	<p>Photo*</p> <input type="button" value="Choose File"/> No file chosen
<p>Region*</p> <input type="text" value="West Region"/>	<p>State*</p> <input type="text" value="Assam"/>	<p>City*</p> <input type="text" value="Dhubri"/>
<p>Organisation Name & Address (if Applicable)</p> <input type="text" value="fdnjfdghjk"/>		<p>Address for Correspondence*</p> <input type="text" value="szdxfvghbvfghbnj"/>

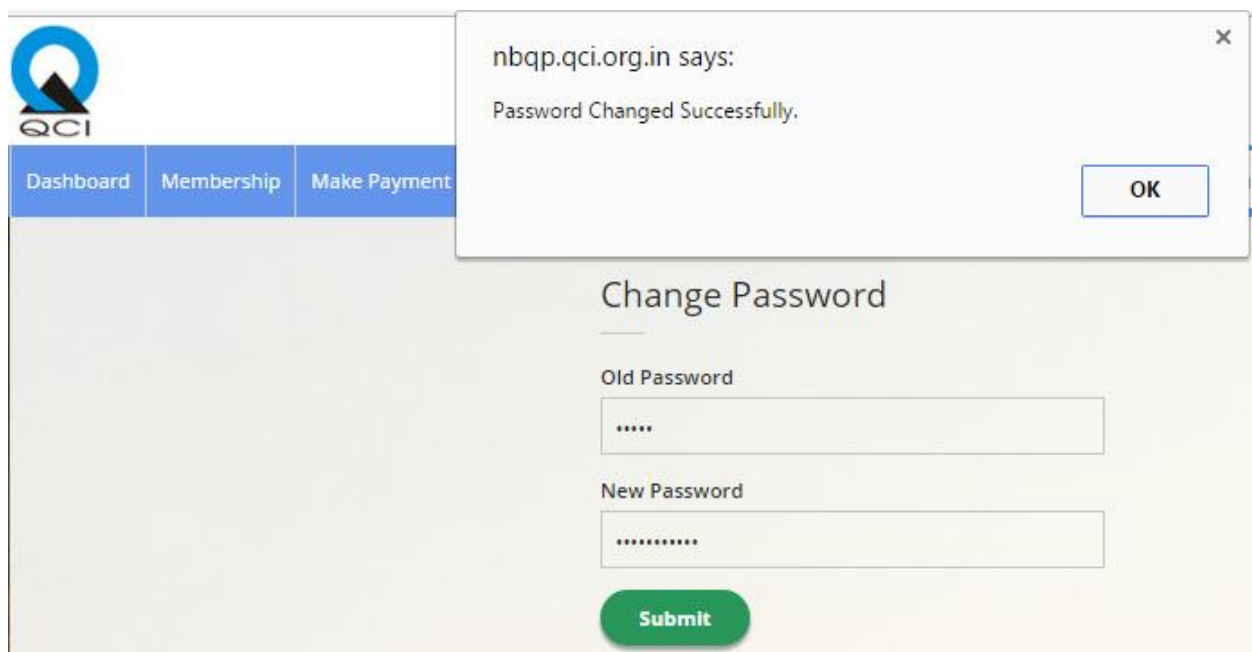
Step 6:

If a user wants to change the password of their profile they can simply click on Change password from their dashboard.



The screenshot shows a user dashboard with a navigation bar containing 'Dashboard', 'Membership', 'Make Payment', 'Testimonial', 'Change Password', and 'Logout'. The 'Change Password' option is highlighted in green. Below the navigation bar, the 'Change Password' form is displayed. It includes a title 'Change Password', two input fields labeled 'Old Password' and 'New Password', and a green 'Submit' button.

- Enter your old password and set a new password and submit the request.



This screenshot shows the same 'Change Password' form as above, but with a success message overlay. The message box, titled 'nbqp.qci.org.in says:', contains the text 'Password Changed Successfully.' and an 'OK' button. The input fields for 'Old Password' and 'New Password' now contain masked characters (dots) instead of the placeholder text. The 'Submit' button remains visible at the bottom.

Step 7:

Now you can fill up the Membership form with the needed information and submit the request.

How would you like to contribute to QCI*
dfgnjmk

Skills*
cdfvgbhjnm,

Area of Interest*
xcv bnkm

Other Memberships or Affiliations*
esdvghnj

Whether Associated with QCI currently or in the past*
 Yes No

Upload Documents


Upload Your Student ID *

Choose File No file chosen

Submit

Step 8:

Kindly make the online payment and submit the request.



Welcome **Sahil Gulati**
[View Members](#)

Dashboard Membership **Make Payment** Testimonial Change Password Logout

Search by: Name Category Region

Make Payment

[Click Here to Make Online Payment](#)

Note: Payment once made is non-refundable.